

UNIQUE USERS
94,196
 ↑ 2.1%

USER SESSIONS
113,818
 ↑ 0.9%

SITEWIDE PAGEVIEWS
355,376
 ↑ 1.0%

REGISTERED USERS
340,086
 Total User Accounts

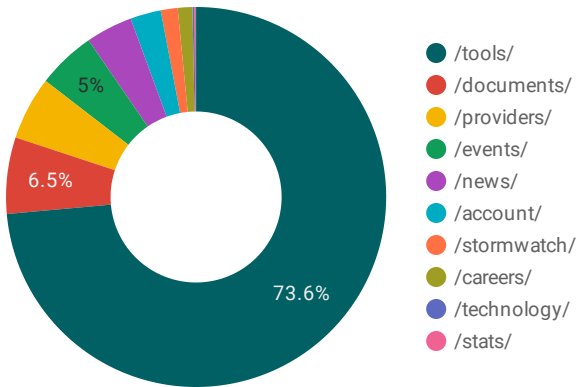
REGISTRATIONS
1,851
 60 New Accounts Daily

NEWSLETTER DISTRIBUTION
215,534
 Total Publication Subscribers

DOCUMENT DOWNLOADS
2,143
 69 Claims Documents Daily

DEPRECIATION CALC
29,339
 946 Calculations Daily

MOST COMMONLY ACCESSED TOOLS AND RESOURCES



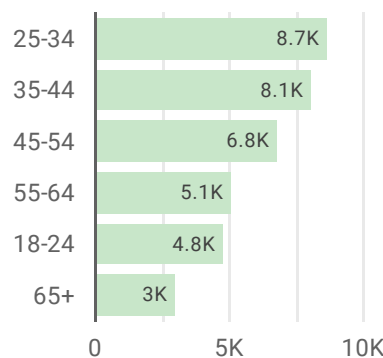
MOST COMMONLY ACCESSED PROVIDER CATEGORIES

/adjusters/	14.66%
/contractors-general/	13.77%
/attorneys-law-firms/	4.38%
/roofing-contractors/	2.40%
/tree-services/	2.38%
/third-party-administrators-tpa/	2.38%
/excavating-contractors/	2.01%
/insurance-fraud-investigations/	1.56%
/engineers-consulting/	1.21%
/drywall-contractors/	1.19%
/waste-removal/	1.19%
/subrogation/	1.16%
/forensic-engineers-structural/	1.16%

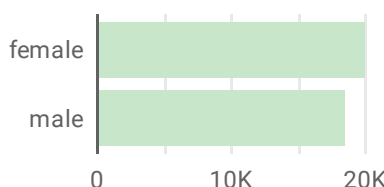
TOP STATES BY UNIQUE USERS

Texas	9,320
California	4,636
Florida	4,438
Georgia	4,202
Illinois	4,113
North Caroli...	3,572
New York	3,303
Virginia	3,174
Tennessee	2,736
Pennsylvania	2,710
Ohio	2,328

USER AGE DEMOGRAPHICS



USER GENDER DEMOGRAPHICS



BEST PROS NETWORK PERFORMANCE

CATASTROPHE PAGEVIEWS
2,205
 ↑ 1,243

CATASTROPHE UNIQUE USERS
1,152
 ↑ 745

CLAIMS PAGEVIEWS
1,054
 ↑ 246

CLAIMS UNIQUE USERS
706
 ↑ 197

CONTRACTOR PAGEVIEWS
401
 ↑ 128

CONTRACTOR UNIQUE USERS
312
 ↑ 141

DAMAGE PAGEVIEWS
454
 ↑ 90

DAMAGE UNIQUE USERS
330
 ↑ 35

LAW PAGEVIEWS
1,099
 ↑ 230

LAW UNIQUE USERS
807
 ↑ 275

REMODEL PAGEVIEWS
624
 ↓ -65

REMODEL UNIQUE USERS
425
 ↑ 32

RESTORATION PAGEVIEWS
372
 ↑ 170

RESTORATION UNIQUE USERS
268
 ↑ 94

RISK PAGEVIEWS
482
 ↓ -412

RISK UNIQUE USERS
355
 ↓ -237

SUBROGATION PAGEVIEWS
614
 ↑ 162

SUBROGATION UNIQUE USERS
479
 ↑ 121

VEHICLE PAGEVIEWS
398
 ↑ 17

VEHICLE UNIQUE USERS
341
 ↑ 76

WORKERS' COMP PAGEVIEWS
462
 ↑ 193

WORKERS' COMP UNIQUE USERS
383
 ↑ 144

BEST PROS TOTAL PAGEVIEWS
8,889

BEST PROS TOTAL UNIQUE USERS
5,823