

UNIQUE USERS
101,974
↑ 7.4%

USER SESSIONS
126,315
↑ 10.0%

SITEWIDE PAGEVIEWS
410,181
↑ 6.7%

REGISTERED USERS
339,196
Total User Accounts

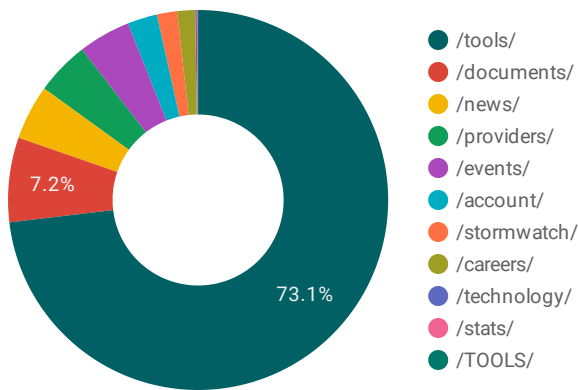
REGISTRATIONS
480
15 New Accounts Daily

NEWSLETTER DISTRIBUTION
215,318
Total Publication Subscribers

DOCUMENT DOWNLOADS
2,865
92 Claims Documents Daily

DEPRECIATION CALC
31,057
1,002 Calculations Daily

MOST COMMONLY ACCESSED TOOLS AND RESOURCES



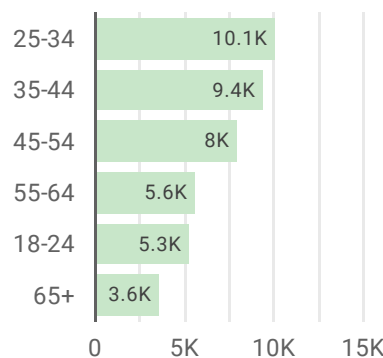
MOST COMMONLY ACCESSED PROVIDER CATEGORIES

/adjusters/	16.91%
/automobile-body-repairing-painting/	8.06%
/attorneys-law-firms/	7.98%
/roofing-contractors/	4.65%
/medical-case-management/	2.95%
/tree-services/	2.02%
/third-party-administrators-tpa/	1.94%
/appraisers-heavy-equipment/	1.52%
/contractors-general/	1.41%
/painting-contractors/	1.39%
/subrogation/	1.37%
/accident-investigations/	1.16%
/fire-water-damage-restoration/	1.14%

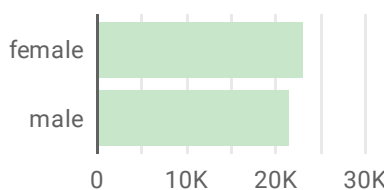
TOP STATES BY UNIQUE USERS

Texas	10,386
Florida	6,042
Georgia	5,473
California	4,937
Illinois	4,765
Virginia	4,080
North Caroli...	3,935
Tennessee	3,672
New York	3,439
Ohio	3,211
Pennsylvania	3,018

USER AGE DEMOGRAPHICS



USER GENDER DEMOGRAPHICS



BEST PROS NETWORK PERFORMANCE

CATASTROPHE PAGEVIEWS
945

CATASTROPHE UNIQUE USERS
431

CLAIMS PAGEVIEWS
950

CLAIMS UNIQUE USERS
587

CONTRACTOR PAGEVIEWS
238

CONTRACTOR UNIQUE USERS
180

DAMAGE PAGEVIEWS
319

DAMAGE UNIQUE USERS
258

LAW PAGEVIEWS
1,069

LAW UNIQUE USERS
608

REMODEL PAGEVIEWS
489

REMODEL UNIQUE USERS
341

RESTORATION PAGEVIEWS
314

RESTORATION UNIQUE USERS
203

RISK PAGEVIEWS
838

RISK UNIQUE USERS
521

SUBROGATION PAGEVIEWS
611

SUBROGATION UNIQUE USERS
486

VEHICLE PAGEVIEWS
429

VEHICLE UNIQUE USERS
294

WORKERS' COMP PAGEVIEWS
554

WORKERS' COMP UNIQUE USERS
391

BEST PROS TOTAL PAGEVIEWS
6,756

BEST PROS TOTAL UNIQUE USERS
4,300