

UNIQUE USERS
92,302
Total Website Users

USER SESSIONS
112,830
Total Website Visits

SITEWIDE PAGEVIEWS
352,006
Total Website Pageviews

REGISTERED USERS
339,597
Total User Accounts

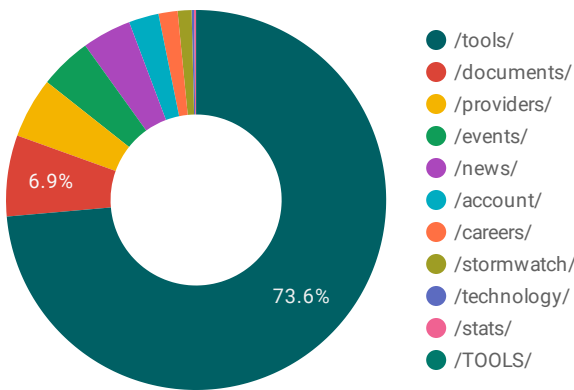
REGISTRATIONS
442
15 New Accounts Daily

NEWSLETTER DISTRIBUTION
215,287
Total Publication Subscribers

DOCUMENT DOWNLOADS
2,276
76 Claims Documents Daily

DEPRECIATION CALC
26,733
891 Calculations Daily

MOST COMMONLY ACCESSED TOOLS AND RESOURCES



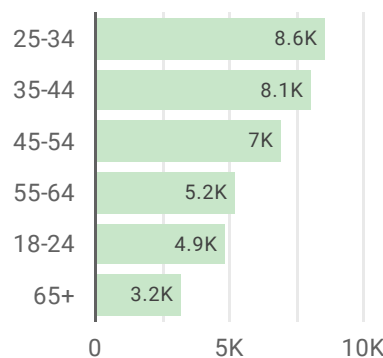
MOST COMMONLY ACCESSED PROVIDER CATEGORIES

/contractors-general/	12.92%
/adjusters/	11.27%
/cleaning-services/	9.83%
/roofing-contractors/	6.62%
/attorneys-law-firms/	4.83%
/home-improvements/	2.96%
/remodeling-repair-building-contractors/	2.74%
/plumbing-contractors/	2.43%
/tree-services/	1.71%
/third-party-administrators-tpa/	1.51%
/appraisers/	1.31%
/subrogation/	1.31%
/excavating-contractors/	1.11%

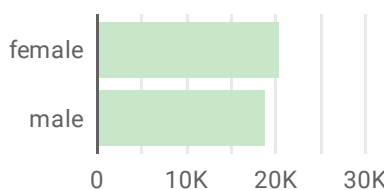
TOP STATES BY UNIQUE USERS

Texas	8,756
Florida	4,692
California	4,381
Georgia	4,165
Illinois	3,820
North Caroli...	3,501
Virginia	3,270
Tennessee	3,187
New York	2,988
Pennsylvania	2,896
Ohio	2,531

USER AGE DEMOGRAPHICS



USER GENDER DEMOGRAPHICS



BEST PROS NETWORK PERFORMANCE

CATASTROPHE PAGEVIEWS
962

CATASTROPHE UNIQUE USERS
407

CLAIMS PAGEVIEWS
808

CLAIMS UNIQUE USERS
509

CONTRACTOR PAGEVIEWS
273

CONTRACTOR UNIQUE USERS
171

DAMAGE PAGEVIEWS
364

DAMAGE UNIQUE USERS
295

LAW PAGEVIEWS
869

LAW UNIQUE USERS
532

REMODEL PAGEVIEWS
689

REMODEL UNIQUE USERS
393

RESTORATION PAGEVIEWS
202

RESTORATION UNIQUE USERS
174

RISK PAGEVIEWS
894

RISK UNIQUE USERS
592

SUBROGATION PAGEVIEWS
452

SUBROGATION UNIQUE USERS
358

VEHICLE PAGEVIEWS
381

VEHICLE UNIQUE USERS
265

WORKERS' COMP PAGEVIEWS
269

WORKERS' COMP UNIQUE USERS
239

BEST PROS TOTAL PAGEVIEWS
6,382

BEST PROS TOTAL UNIQUE USERS
4,019